

ULTIMATE IN INNOVATION & CUSTOMIZATION  
INTRODUCING THE ASTOUND  
ELECTRIC FIREPLACE

BUILT-IN ELECTRIC FIREPLACE



[napoleon.com](http://napoleon.com)

# ASTOUND

## BUILT-IN ELECTRIC FIREPLACE

NEFB50AB | NEFB62AB | NEFB74AB | NEFB96AB

### CUTTING-EDGE

New and ultra-realistic electric fireplace, packed with cutting-edge innovations!

### SUPER REALISTIC

Featuring flame colors and spark technology to mimic a real fire

### UNLIMITED DESIGN OPTIONS

The latest flip-down glass design provides homeowners with the capability to switch media for decor changes or sentimental additions

### EASY MAINTENANCE

Serviceability and maintenance is made easy for professionals, reducing service call times with innovative configuration

### EASY CONNECTIVITY

Experience the value of connectivity with voice control (Google, Alexa) and a WiFi enabled app (Napoleon Home)



### COMMERCIAL SPACE-READY

Will make a statement in both homes and commercial spaces alike

### EXCEPTIONAL VIEW

Extra-large viewing area and tinted glass provides an exceptional viewing experience and reduced reflections

### FLEXIBLE DESIGN OPTIONS

All installations options at your fingertips – included finishing flange for a frameless look or adjustable trim for applications requiring more coverage

### CONTROL AT YOUR FINGERTIPS

Controls at your fingertips: included premium remote, Wi-Fi enabled app or optional wall mount control (perfect for commercial installations)



## FEATURES / OPTIONS / ACCESSORIES

- ECO mode: runs at half heat – consuming less energy
- BOOST mode: heater at max heat with increased blower speed
- Angled front glass projects heat into the room
- Tinted glass for enhanced flame appearance
- Premium touch control panel



EXTRA-LARGE VIEWING AREA



ORANGE AND YELLOW FLAME COLORS WITH SPARK TECHNOLOGY



ENDLESS EMBER BED AND TOP LIGHT OPTIONS AVAILABLE ON NAPOLEON HOME APP



1PC. ADJUSTABLE FINISHING TRIM INCLUDED



WALL MOUNT CONTROL OPTIONAL (BLACK AND WHITE FACEPLATE INCLUDED)

### EXTENSIVE SELECTION OF MEDIA KITS RECOMMENDED: USE LOGS PLUS GLASS OR MEDIA ENHANCEMENT

**INCLUDED:**



BEACH FIRE LOG KIT



WOODLAND MEDIA KIT


**OPTIONAL:**




BIRCH LOGS



MINERAL ROCK



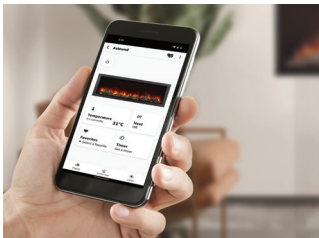
GLASS BEADS



BLACK CRYSTALS



PREMIUM REMOTE CONTROL INCLUDED



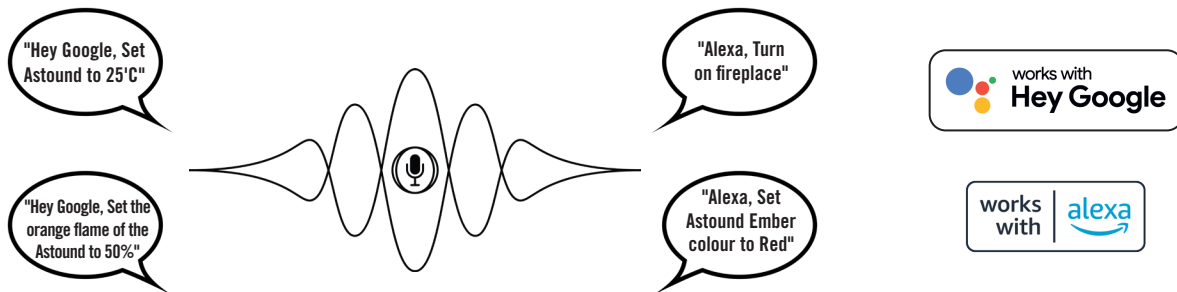
NAPOLEON HOME APP COMPATIBLE (WI-FI ENABLED)

# THE ASTOUND IS A SMART FIREPLACE

The Astound electric fireplace offers much more than a typical fireplace, thanks to its integration with smart technology. With voice and mobile device control, homeowners have unmatched control over their fireplace experience...

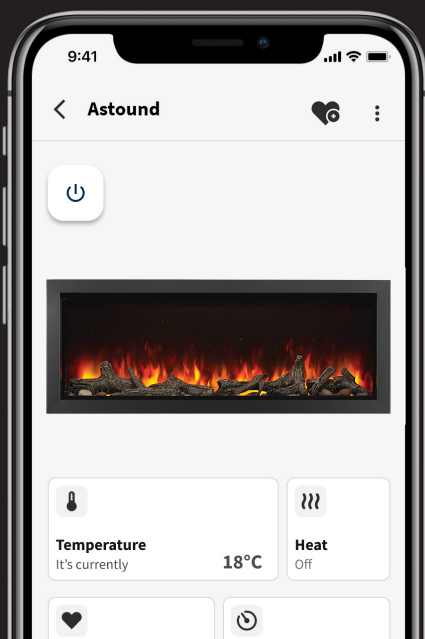
## VOICE CONTROL INTEGRATION WITH GOOGLE AND ALEXA

With the sound of your voice, easily control select fireplace settings through Google Home and Alexa devices.



## NAPOLEON HOME APP COMPATIBLE

With smart technology integration, control of the Astound extend past the capabilities of the included remote with the Napoleon Home App for ultimate convenience.



**Power:** Turn the fireplace on and off



**Choose from your saved favourites:** Save your current settings by adding it to your Favorites. Select a scene name and a photo from your camera roll to add a personal touch



**Temperature:** Like a thermostat, set your preferred temperature and the heat settings will adjust to keep your room at this desired level



**Live Updates:** See the settings of the fireplace change in real time on the App home screen, whether or not you're in the same room



**Favorites:** Choose from your saved favorites to set the mood for every occasion or choose from curated suggested selections



**Timer:** Set timers from 30m to 8hr plus have the ability to set a specific schedule for each day of the week



**Ember Bed:** Control the ember bed brightness, turn the pulse setting on/off and select the color choosing from unlimited options, including Autocycle



**Lights:** Control the brightness



**Heat Control:** Set the heat option to Off, Fan only, Low, High or Thermostat.



## NEW INNOVATION: FLIP DOWN GLASS

### WHY SHOULD YOU CARE?

This innovative feature allows for easy access to the interior for cleaning and maintenance, making it a breeze to service and maintain. Plus, this also offers a unique ability to add upsells with multiple media options, giving you the opportunity to increase margins.

### WHY WILL CONSUMERS CARE?

The flip down glass allows homeowners to add or change their own media easily so they can customize their fireplace to suit their changing tastes, whether it's incorporating seasonal or special occasion décor elements, or simply switching up the look.



# PREMIUM LINEAR COMPARISON

## DIRECT VENT GAS FIREPLACES

ENTRY

MID-RANGE

HIGH-RANGE

PREMIUM



ALLURAVISION



TRIVISTA PRIMIS



CLEARION



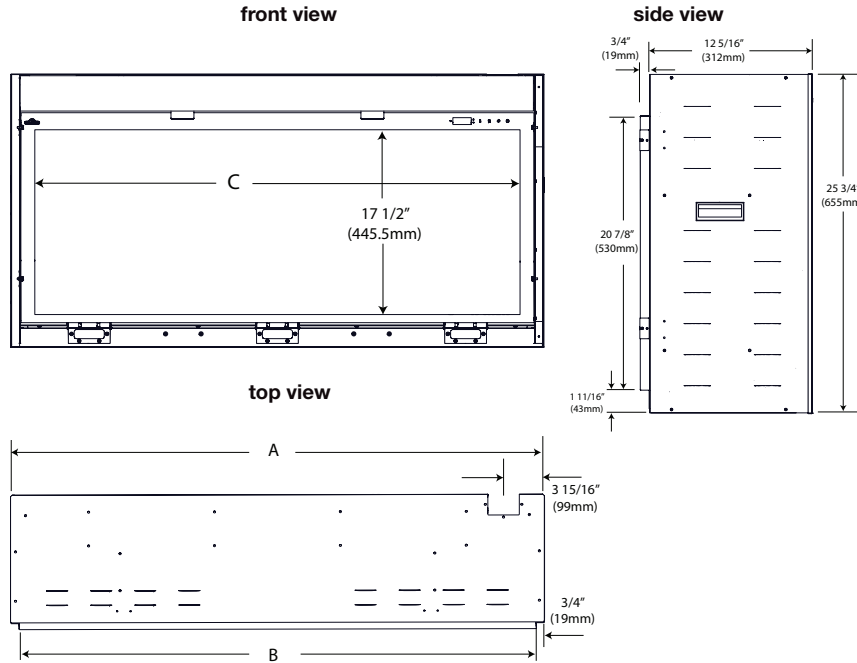
ASTOUND

	ENTRY	MID-RANGE	HIGH-RANGE	PREMIUM
	Alluravision	Trivista Primis	CLEARion	Astound
Size Options	5 Sizes (42, 50, 60, 74, 100)	2 Sizes 50" and 60"	2 sizes 50" and 60"	4 sizes 50, 62, 74, 96
Flame Colors	Blue, Orange, Yellow Multiple combinations	Blue, Orange, Yellow Multiple combinations	Blue, Orange, Combined	Yellow, Orange, Combined
Installation Methods	Wall mount Partially recessed Fully recessed	Built-in	Built-in	Built-in
Controls	Standard Remote	Standard Remote	Standard Remote	Premium Remote (incl.) Napoleon Home App (incl.) Wall Mount Remote (opt.)
BTUs Output	Up to 9,000 BTUs	Up to 10,000 BTUs	Up to 10,000 BTUs	Up to 10,000 BTUs
Special Features	N/A	2-sided and 3-sided viewing options	See through with adjustable privacy glass	Flip down glass Flame technology with spark effect
Viewing Options	Standard	Three sided view Left sided view Right sided view Single sided view	See through Half transparent Fully Opaque	Standard
Viewing Area Height	11 1/16"	15"	Up to 14"	17 1/2"
Ember Bed Color	6 colors plus cycle mode	13 colors plus cycle mode	15 colors plus cycle mode	13 colors plus cycle mode with remote Endless options on Napoleon Home app
Ember Bed Brightness Adjustment	Y	Y with fade-in and fade-out effect	Y with fade-in and fade-out effect	Y
Top Light	Y	Y	N	13 colors plus cycle mode with remote Endless options on Napoleon Home app
Flame Speed Adjustment	Y	Y	Y	Y
Flame Brightness Adjustment	Y	Y	Y	Y
Media Included	Glass Crystals & Driftwood Logs	Log set & Crystal	Logs, Topaz Glass & Crystals	Beach Fire Logs & Woodland Media Kit
Trim		Opt.	Opt.	Incl.
Optional Accessories	Birch log/ Driftwood	N	Deep trim (Black/ stainless steel) & Thin stainless steel trim	Mineral Rocks, Black Crystals, Glass Beads & Embers
Voltage	120V/ 240V	120V/ 240V	120V/ 240V	120V/ 240V
Rating	1450W/2800W	1500W/ 3000W	1500W/ 3000W	1500W/ 3000W

# Installation Considerations

- Does not require venting making it ideal in spaces where gas or wood is not possible
- Easy to connect and install with less installers required
- Flip down glass on hinge makes it easy for media change outs and cleaning/servicing
- Included adjustable trim can accommodate different finishing materials, from dry wall, tile to stone
- Flexibility between 120V and 240V options
- 5 Year Registered Warranty

# Specifications



Dimensions			
Model No.	A (Outside Width)	B (Finishing Opening)	(C) Viewing Area
NEFB50AB	50 1/4" (1276mm)	48 5/8" (1234mm)	45 3/4" (1162mm)
NEFB62AB	62 1/4" (1579mm)	60 5/8" (1539mm)	57 3/4" (1467mm)
NEFB74AB	74 1/4" (1882mm)	72 5/8" (1844mm)	69 3/4" (1772mm)
NEFB96AB	96 1/4" (2441mm)	94 5/8" (2402mm)	91 3/4" (2330mm)



Authorized Dealer

24 Napoleon Road, Barrie, Ontario, Canada L4M 0G8  
 103 Miller Drive, Crittenden, Kentucky, USA 41030  
 7200 Trans Canada Highway, Montreal, Quebec, Canada H4T 1A3

Tel: 1-866-820-8686  
 napoleon.com



Consult your owner's manual for complete installation instructions and proper clearances to combustible materials. Check all local and national building codes and gas regulations. All specifications are subject to change without prior notice due to on-going product improvements. Products may not be exactly as shown. Napoleon is a registered trademark of Wolf Steel Group Inc.

Printed in Canada  
 07/2023