



# TRU-VIEW SERIES

# XL EXTRA TALL



## REACHING NEW HEIGHTS


For a sophisticated and contemporary way to introduce flame into your living space our Tru-View XT-XL are a perfect fit. The XT-XL series comes with a beautiful selection of logs, embers and glass media kit to create a beautiful illusion of flame. It's your choice of media kits.


Built with Amantii's FIRE & ICE® Flame presentation made of three color LED light strips allowing for multi-color flame options. With just a click of the included remote control, choose from blue, rose, violet, yellow or orange colored flames. Additional media options available for purchase.


## IDEAL APPLICATIONS


- Residential spaces
- Patios
- Outdoor spaces
- Commercial spaces
- Restaurants
- New construction or renovations


## KEY FEATURES

 FIRE & ICE® Flame Presentation. Three light strips allow for yellow, orange, blue, violet & rose colored flames


 Illuminate decorative media like never before with ambient canopy lighting in 13 colors

 Heater & Fan  
Flame operates with or without heat

 Your choice of Designer Media kit - deluxe log set, black stones, rocks, pebbles, vermiculite chips and embers

 Thermostat hard-wire ready  
Electrical hard-wire ready

 Glass viewing area is 22" in height

 Perfect for zone heating approx. 400-500 sq ft. 4800 BTU

 Approved for Indoor and Outdoor Use

## TECHNICAL SPECS

Volts	120
Amps	13
Watts	1500 max
Heater On	1500 watts high, 750 watts low
Heater Off	22 watts
Rotor Motor	1 at 5 watts
BTU	4800

40-TRV-XT-XL



50-TRV-XT-XL



\*Height, Width, Depth: 33 x 43 1/4 x 13 3/4  
Glass Viewing Area: 22 x 39 5/8  
Surround Size: No surround  
\*\*Shipping Size: 35 1/4 x 47 1/2 x 15 5/8  
Shipping Weight: 126 lbs. Glass Included

\*Height, Width, Depth: 33 x 53 1/4 x 13 3/4  
Glass Viewing Area: 22 x 49 5/8  
Surround Size: No surround  
\*\*Shipping Size: 35 1/4 x 57 1/2 x 15 5/8  
Shipping Weight: 148 lbs. Glass Included



## 72-TRV-XT-XL

\*Height, Width, Depth: 33 x 75 1/4 x 13 3/4  
Glass Viewing Area: 22 x 71 5/8  
Surround Size: No surround  
\*\*Shipping Size: 35 1/4 x 79 1/2 x 15 5/8  
Shipping Weight: 201 lbs. Glass Included



## 88-TRV-XT-XL

\*Height, Width, Depth: 33 x 91 1/4 x 13 3/4  
Glass Viewing Area: 22 x 87 5/8  
Surround Size: No surround  
\*\*Shipping Size: 35 1/4 x 95 1/2 x 15 5/8  
Shipping Weight: 231 lbs. Glass Included



## 60-TRV-XT-XL



\*Height, Width, Depth: 33 x 63 1/4 x 13 3/4  
Glass Viewing Area: 22 x 59 5/8  
Surround Size: No surround  
\*\*Shipping Size: 35 1/4 x 67 1/2 x 15 5/8  
Shipping Weight: 170 lbs. Glass Included

## INCLUDED ACCESSORIES

The Tru View XL Extra Tall series includes your choice of Design Media Kit - 15 piece log set, black fireglass, pebbles, stones, vermiculite chips and embers, ICE media kit and a remote.



\*Remote control may not be exactly as shown

### YOUR CHOICE:

#### DESIGN-MEDIA-DRIFT-15PCE

Now includes an additional 4 mini logs (Not Shown)



#### DESIGN-MEDIA-RUSTIC-14PCE



#### DESIGN-MEDIA-BIRCH-15PCE

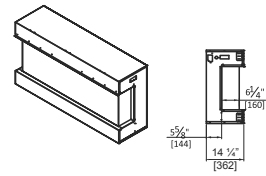
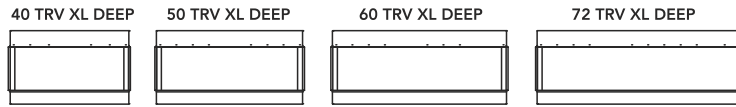


#### ICE MEDIA

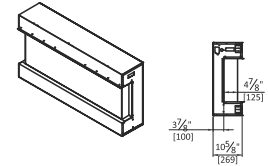
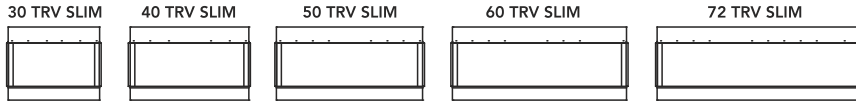


FI-109-Diamond

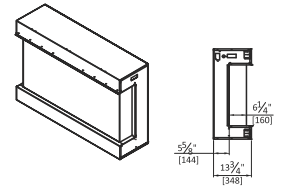
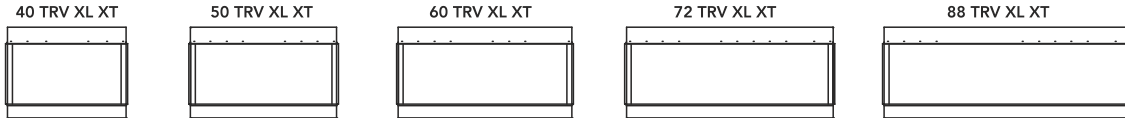
## XL DEEP



## SLIM



## XL EXTRA TALL



## EXCLUSIVE FLAME SET



Ambient canopy lighting: Shown On and Off, illuminate media like never before with a spectrum of lighting in 13 different colors.

## UNIQUE PRESENTATION



Fire & Ice Flame®: Vibrant multi-colored state-of-the-art FIRE & ICE® flame that is easily changed from purple to orange or yellow to blue to purple, rose or violet to blue with just a click of the remote.

## FOUR INSTALLATION CONFIGURATIONS

- All 3 sides of glass visible
- Left side visible
- Right visible
- Front only for an extra deep (14 1/4") fireplace



3 sides open



Left side open



Right side open



Both sides closed

Tru-View-US JAN 20

Distributed By:

We reserve the right to update products, specifications and dimensions are subject to change. Please refer to the product manual to verify measurements and clearance requirements. All local building codes must be followed.

*Amantii*

Visit our online showrooms at:

[www.amantii.com](http://www.amantii.com)